




How to travel around Taipei by MRT?

Writing a travel itinerary



Can you follow the directions?




- First, start at the school and turn left.
- Stop at the zoo for a field trip.
- Exit the zoo and turn left. When you get to the nearest 4-way intersection, turn left again.
- Go through the turn-about in a leftward direction. Visit the Council Offices. Exit the Council Offices and turn right.





- Cross the bridge and turn left at the intersection.
- Follow the road until you've crossed over the same road in which you began.
- Cut through the roadway found in the housing development, right next to the play area.





- Turn left at the next main road you come to. Make sure it's not the dead end road.
- Cross the river and turn left. Have a snack at the Burger Bar.
- Exit the Burger Bar and turn left, and then take another immediate left onto the intersecting road.



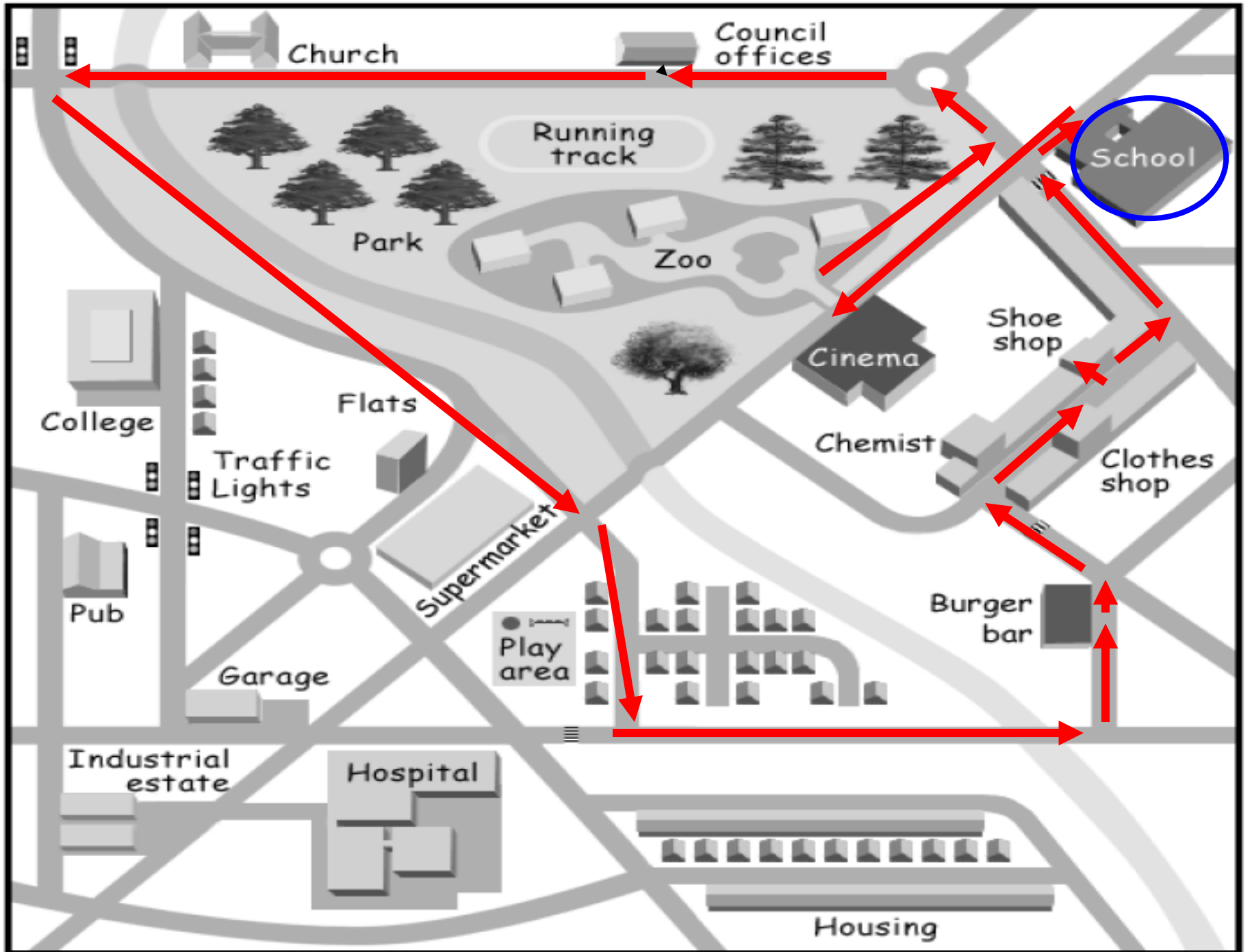


- Follow that road and take the 1st right. Stop in and shop at the Clothes shop, then cross the street and buy a pair of shoes.
- Exit the Shoe Shop and turn left, and then left again at the next intersecting road.
- Follow this road until you come to 4-way intersection. Turn right and enter the first building you see on your right.




Where are you at?





Basic features of procedural writing



- Purpose: to tell people how to do something
- Clear step-by-step illustration
- Second-person voice: “you”
- Imperative sentences: usually with the subject (*you*) implicit
 - The imperative is formed by using the present tense form of the verb without “to” or any noun or pronoun in front of it.
 - E.G: “**You need to turn left at the Post office**” becomes “**Turn left at the post office.**”

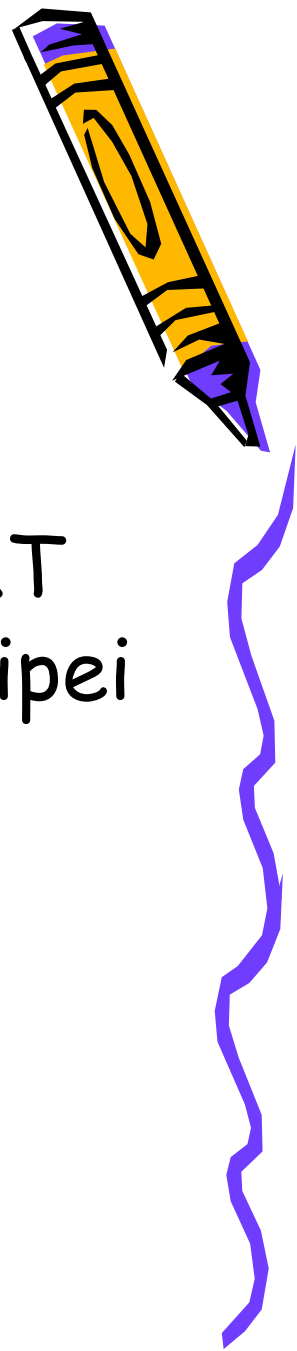




- Linking words (transitions) that indicate sequence
 - Linking words can tell people about the way that each step in the instructions links to the others.
 - Sequencers are the words that help order your instructions.
 - E.G: first, second, third, then, next, after that, before..., last, finally, in the end, while...
- Examples: manuals, directions, recipes, instructions, rules, how-to guides...




Get Started with the Procedural Writing



- Writing a travel itinerary
- how to travel around Taipei via MRT (Mass Rapid Transit system, or Taipei Metro) if you were tour guides?





- What should be included:
- To arrange the scenic spots around MRT stations for travelers to go; the activities for them to do there
- To plan those activities in appropriate sequence
- To clearly illustrate how to get to one MRT station from another station and which line and which station those scenic places are located



How to give directions on taking MRT



- Examples:
- Take MRT Xindian Line to Gongguan Station
- Take Danshui Line and get off at the New Beitou Station
- Change trains at this station and transfer to Muzha Line





圖例 Legend

- 端點站 Terminal Station
- 轉乘站 Transfer Station
- 勿需換車 No Transfer Required
- 一般車站 Regular Station
- 自行車進出站 Bicycle Access
- 免費換乘公車 Free Shuttle Bus
- 機場 Airport
- 高鐵 HSR
- 台鐵 TRA
- 貓空纜車 Maokong Gondola

列車行駛區段 Terminal Stations

1	南港展覽館 Taipei Nangang Exhibition Center	動物園 Taipei Zoo
2	淡水 Danshui	新店 Xindian
3	北投 Beitou	南勢角 Nanshijiao
4	南港 Nangang	永寧 Yongning
5	南港 Nangang	亞東醫院 Far Eastern Hospital
6	西門 Ximen	中正紀念堂 Chiang Kai-Shek Memorial Hall
7	北投 Beitou	新北投 Xinbeitou
8	七張 Qizhang	小碧潭 Xiaobitan



Plan the itinerary!



- How many places should be included in this trip?
- What places? Why are they (what's special)? Where are they? (mark them on the map first)
- When to go to these places?
- How to go to these places?
- What to do in these places?






- Example:

Time (when?)	Location (where to go?)			Activity (what to do?)
	Which station?	Which line?	Scenic Spot	
<i>8:00 p.m.</i>	<i>Taipei Zoo</i>	<i>Muzha</i>	<i>Maokong Tea Park</i>	<i>drink tea and watch night scenes</i>



Drafting: Writing a Travel Itinerary



- Procedural Writing Rubrics:
- content
- structure (organization)
- word choice
- mechanics (grammar, punctuation and spelling)



Share your itineraries!

圖例 Legend

- 端點站 Terminal Station
- 一般車站 General Station
- 轉乘站 Transfer Station
- 勿需換車 No Transfer Required
- 台鐵 TRA
- 貓空纜車 Maokong Gondola

列車行駛區段 Terminal Stations

- 1 南港展覽館 動物園
- 2 南港 新店
- 3 南港 南勢角
- 4 南港 永寧
- 5 南港 亞東醫院
- 6 南港 正紀念堂
- 7 北投 新北投
- 8 七張 小碧潭

